







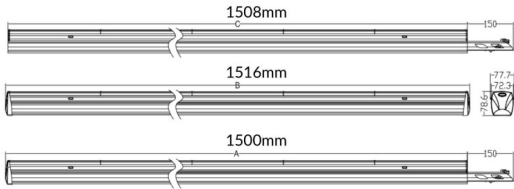




LUMINARIAS MARKETLINE

| | |
|------------------|----------------------------------------------------------------------------------------------------------------------------------------------------------------------------------------------------------------------------------------------------------------------------------------------------------------------------------------------------------------------------------------------------------------------------------------------------------------------------------------------------------------------------------------------------------------------------------------------------------------------------------------------------------------------------------------------------------------------------------------------------------------------------------------------------------------------------------------------------------------------------------------------------|
| Código artículo | 86.ML01.1415.02 |
| Tipo de producto | Indoor |
| Categoría | Industrial |
| Familia | MARKETLINE |
| Subfamilia | LUMINARIAS MARKETLINE |
| Pictograms | <div><div>220 240 V</div><div>850°</div><div>CRI 80</div><div>CE</div><div>On Off</div><div>DALI</div><div>Battery Charger</div><div>Emerg. 1h</div><div>50000h L80B10</div></div> |

Esquema



| | |
|------------------------------|------------------------|
| Producto | |
| Potencia real (W) | 35 |
| Flujo luminoso real (lm) | 5600, 6400, 7200, 8000 |
| Eficacia luminosa (lm/W) | 160 |
| Ángulo de apertura | Sharp 25 |
| Life time (h) | 50000h L80B10 |
| IP | 20 |
| Equipo | ON-OFF |
| Temperatura de color (K) | 4000 |
| Consistencia de color (SDCM) | SDCM<3 |
| CRI | 80 |